

Welcome to Hampton Junior School

Year 3 Parent Information Evening 2024



Be the best you can be!

Welcome

Ms Helen Lockey (Executive Headteacher)
Mr Jon James (Head of School)



HPP vision

“A partnership where all children have the opportunity to reach excellence”



Welcome to an outstanding future!

'Pupils flourish at Hampton Junior School. They benefit from highly positive experiences and achieve exceptionally well'

'Behaviour is exemplary'

'The school has a rich and ambitious curriculum. It is well-sequenced, enabling pupils to build up their knowledge as they move through the school'

'Reading is at the heart of the school's work'

Staff are proud to work in a school that cares for them as individuals. They appreciate the many professional development opportunities on offer.

School report		
Inspection of Hampton Junior School		
Percy Road, Hampton TW12 2LA		
Inspection dates:	11 and 12 June 2024	
Overall effectiveness	Outstanding	
The quality of education	Outstanding	
Behaviour and attitudes	Outstanding	
Personal development	Outstanding	
Leadership and management	Outstanding	
Previous inspection grade	Good	

Year 3 Teachers



Miss Byway



Mrs Gregory



Miss Stone








Miss
Goddard

Behaviour

YOYOB Chart

You Own Your Own Behaviour

	Be kind to others
	Be a good listener
	Be respectful towards yourself, others and the school environment
	Be hardworking and challenge yourself
	Be responsible



Miss Cooper
Year 3 Behaviour Lead

Honey Pot Child will move on to honey pot if they have demonstrated exceptional behaviour and academic achievement * At this point, the child may see their behaviour lead to celebrate their success.
Top Banana Child will move on to top banana if they have demonstrated outstanding behaviour and academic achievement *
Bee's Knees
Good Job If a child has been working really hard, been polite or generally lovely they can move their name to this card.
Reminder Following a verbal reminder, children are to move their name on to the yellow warning card.
Playtime reflection Children to stay in for a period of time. This will need to be with the class teacher!
Sent to(see chart on wall) Children to be sent to the Senior Leader for this year group!
Head of School Child to be sent to the head of school.

Science and Computing;

Computing: Stop-Frame Motion & Connecting Computers

Science: Rocks and Soil & Light

Understanding the world around us:

History: What changes occurred in Britain between the Stone Age and the Iron Age?

When was the Stone Age, Bronze Age and Iron Age? What was life like for early humans during the Stone Age? What does Skara Brae tell us about life towards the end of the Stone Age?

What was life like for humans during the Bronze Age? What was life like for humans during the Iron Age? When do you think it was better to live- the Stone Age, Bronze Age or Iron Age?

Geography: How is land used in our local area?

What are the different ways land is used in the UK? Where is our local area? What are the human and physical features of our local area? What are the different types of settlement? How does land use affect people's settlement choices? Has the land use in Hampton changed?

RE: New beginnings, belonging and Harvest. Festivals of Light, Christmas

PSHE: Relationships: Teams, Living in the Wider World: Britain, Consent and Personal Space

Literacy and Language skills

"The Journey" by Aaron Becker - Setting description and short narrative writing

"Stone Age Boy" by Satoshi Kitamura- Diary entry

"The Wild Robot" by Peter Brown - Narrative writing and informal letter

Poetry unit

Grammar, Punctuation and Spelling (GPS)

Guided reading / Reading comprehension

French - French countries, greetings, conversational language, animals and colours

Year 3
Autumn Term
2024

Creativity and PE:

Art: Stone Age Art- monoprinting, wax resist technique

DT: Lever and Mechanism characters

PE: Fitness, Tag Rugby, Gymnastics, Ball Skills

Music: Stone Age Music, Ravi Shankar

Mathematics skills and knowledge:

Place Value: Recognise the value of each digit in a 3-digit number, read, write, compare and order numbers up to 1,000, count from zero in multiples of 4, 8, 50 and 100, find 10 or 100 more or less than a given number, solve number problems.

Addition and Subtraction: Add and subtract numbers mentally, add and subtract numbers with up to 3 digits using written methods, estimate the answer to a calculation and use inverse operations to check answers, solve problems.

Statistics: Interpret and present data using bar charts, pictograms and tables, solve questions linked to them.

Multiplication and Division: Recall and use multiplication and division facts for the 3, 4, 8 x tables, 2-digit numbers x 1-digit numbers using written methods for multiplying and dividing.

Key vocabulary for this term

History: chronological, artefacts, prehistory, hunter-gatherer, Paleolithic, Mesolithic, Neolithic

Geography: country, continent, physical feature, human feature, settlement, hamlet, village, town, city

Science: rocks, metamorphic, sedimentary, igneous, compare, classify, observe, fossils, light source, shadow, reflection, darkness

YEAR 3 AUTUMN TERM



The Autumn Term is here and Year 3 children are in for a treat! Our new topics will be 'Stone Age Britain' and "Land Use and Settlements". Please read below for some reminders:

- The children work so hard and as a result get through stationery rather quickly. They need sharp pencils, a glue stick, highlighters, purple pens and whiteboard pens replenished regularly and a reminder equipment should be named.
- PE and lessons will be on Monday and Wednesday. The children should come into school dressed in their PE kits on these days.
- Children will need to ensure they are completing their homework: reading, spellings and times table 5x per week which must be recorded in their home school diary through the ticks and parent signature.

Useful websites to support your child's learning

Times Table Rockstars— <https://trockstars.com/>

Spelling Frame- <https://spellingframe.co.uk/>

Hit the button—

<https://www.topmarks.co.uk/maths-games/hit-the-button>

White Rose - <https://whiterosemaths.com/homelearning/year-3/>

BBC bitesize— <https://www.bbc.co.uk/bitesize/levels/zbr9wmn>

Cosmic Yoga— <https://www.youtube.com/user/CosmicKidsYoga>

Science museum—<https://360tour.sciencemuseum.org.uk/>

Natural History

Museum—<https://www.nhm.ac.uk/visit/virtual-museum.html>

Tate Gallery—<https://www.tate.org.uk/art/360-video/grimshaw>

LB Richmond

libraries—<https://www.richmond.gov.uk/services/libraries>

Visits and Events:

Butser Ancient Farm- Thursday 26th September

Parent Reading Workshop- Monday 30th September at 9am

School Photographs (Individual & Siblings):
Thursday 3rd October

Flu Immunisation Day: Tuesday 22nd October

Safer Walking Year 3 - 11th, 12th, 13th November (3G and 3S) 18th, 19th, 20th November (3B and 3D)

Carol concert at St Mary's Church: Monday 9th December at 9am (Year 3 & 4)

Parent Showcases:

Wednesday 11th December - 3G & 3D at 9am

Thursday 12th December - 3S & 3B at 9am

Year 3 & 4 Christmas Lunch - Tuesday 17th December

Butser Ancient Farm

Thursday 26th September



Visiting Stone Age and Iron Age homes



Archaeological excavation



- £24.50 per child
- Parent helpers
- Packed lunch
- Outdoor clothes
- Rain coat
- Change of shoes in plastic bag

Home-School Diary

On page 2 of the home school diary you will find the 'home school agreement' which we have created as a school. This agreement outlines what we expect from parents and pupils at HJS to ensure that we are working collaboratively to be the best we can be! Therefore, it is important that you spend time reading this page with your child so they understand the expectations. By completing the 'New Pupil Information Form' you confirm that both you and your child have read and understood the agreement. The forms will be checked by Mr James and Mrs Gale in the first few weeks of term.

Home School Agreement

Child's Name _____ Class _____

At Hampton Junior School we recognise the value of a shared approach to your child's learning and social and emotional development. This home school agreement outlines the partnership between the school, parents/carers and your child. It shows how we will work together to optimise your child's experience of HJS. This agreement will also be found in your child's Home School Diary.

The School agrees to:

- work in partnership to achieve the school's vision and uphold the HJS Principles
- provide an engaging and inspirational curriculum and teaching
- promote high standards of behaviour and responsibility
- communicate effectively regarding all school matters
- offer parent consultation sessions in the autumn, spring and summer terms (post annual report), and provide an end of year annual written report
- provide regular marking and feedback on all written work
- encourage parents to take an active role in the life of the school by operating an open door policy

I/we, the parents/carers agree to:

- work in partnership with the school to support its vision and HJS Principles
- ensure my child arrives at school ready to learn by 8.45am, in school uniform and with suitable equipment for the school day
- ensure my child has good attendance and we will not take holidays during term time
- attend parent consultations to discuss my child's progress and how I can support them
- encourage my child to take responsibility for their learning and support them
- communicate with the school regarding any matters that may affect my child
- ensure the school has up to date contact and medical details
- support the school's behaviour policy and encourage my child to be responsible
- uphold the school's Safeguarding policy by not publishing photographs taken at school on social networking sites or other public places
- park legally and responsibly when dropping/collecting children at school
- all communication with school staff should be calm, polite and reasonable.

I, the child, agree to:

- follow the school 'Bee' rules and uphold our HJS Principles
- wear the school uniform and take responsibility for my belongings
- come in to school on time
- be reflective and to learn from my mistakes
- take responsibility for my behaviour
- be the best I can be in all areas of school life

By completing the New Pupil Information Form, you confirm that both you and your child have read, understood and agree to comply with this agreement.

2



Week's Beginning: _____

Weekly Learning Support Page

Homework

The school homework policy requires your child to complete the following activities at least 5 times each week (e.g. 5 x reading, 5 x spellings etc). Please tick the corresponding day and then sign the box at the end of the week.

	Monday	Tuesday	Wednesday	Thursday	Friday	Saturday	Sunday
Reading							
Phonics/Spelling							
Maths skills							
Parent signature				Teacher signature			

	Monday	Tuesday	Wednesday	Thursday	Friday	Saturday	Sunday
Reading							
Phonics/Spelling							
Maths skills							
Parent signature				Teacher signature			

Home / School communication

Please use the space below if you have any messages / notes for your child's class teacher

Home-School Diary

- In school every day
- 2 weeks per page
- 5 x reading, spellings and maths a week - ticks to show this
- It must then be signed by an adult to show that the work has been completed
- All login details stuck inside the front cover:
 - Google classroom
 - TTRS
 - Spelling Frame
- Back cover - Book Band Tracker

Maths Homework



This will form part of your child's weekly maths homework and will involve them logging in to their personal account and completing the weekly times tables challenges set by their class teacher.

The log in will be the same as the children's NumBots accounts (but HJS rather than HIS).

We strongly believe this will help your child gain the knowledge and skills needed to help them to complete the new **statutory multiplication test** at the **end of Year 4**.

Spelling Homework

We have an online learning platform for practising spellings. However, there is the option to print out paper copies of spelling activities as well.

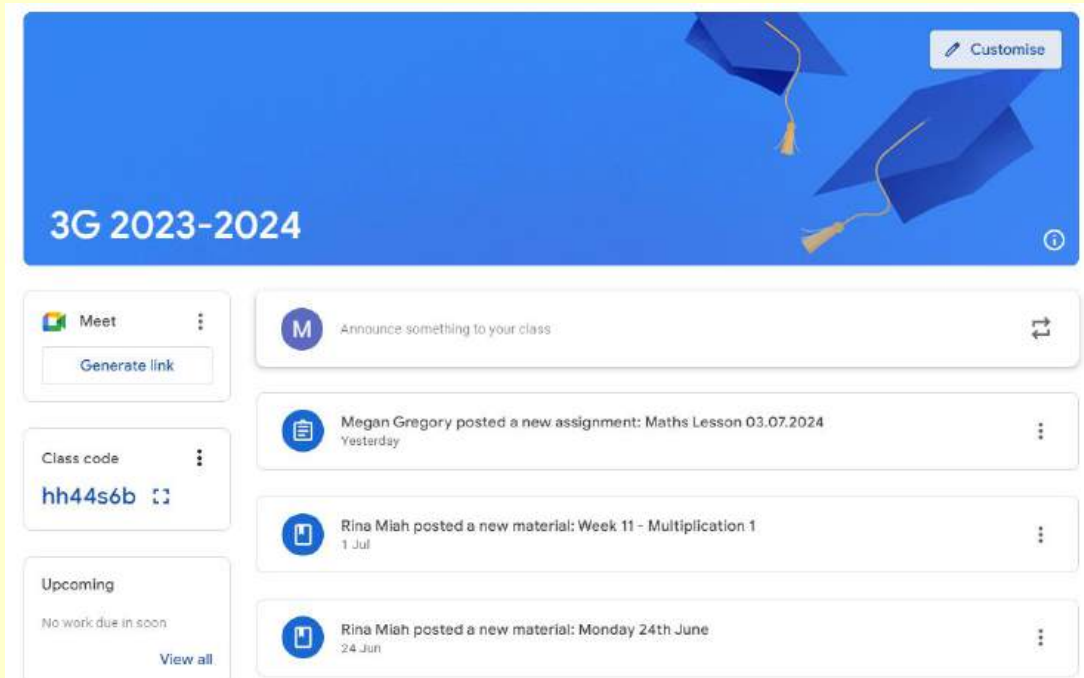
The logo for Spellingframe, featuring the word "Spellingframe" in a bold, orange, sans-serif font. The text is centered within a white rectangular box that has a thick orange border.

This will form part of your child's weekly spelling homework and will involve them logging in to their personal account and completing spelling games set by their class teacher or printing out paper copies to practise spellings.

Spelling Frame will be used by all classes at HJS to ensure a consistent approach to learning spellings.

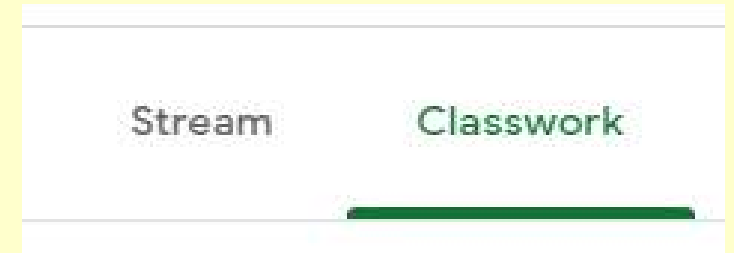
In school each week, the children will complete a spelling test of these words. Their progress will be recorded by teachers.

Google Classroom

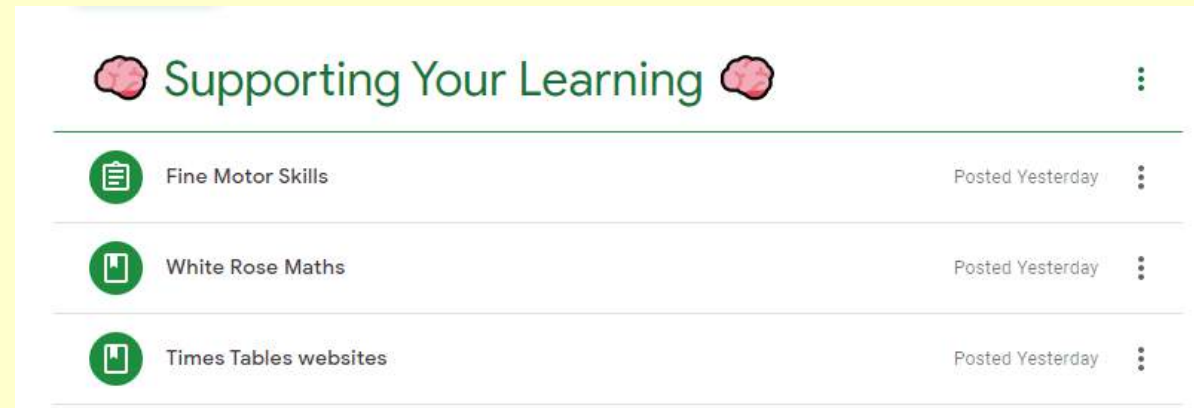


intialsurname21@hpp.school

jsmith21@hpp.school



The login details will be stuck inside the front cover of the children's Home-School diaries once we have received all login information. We will show the children how to log in at school.
Access during school and at home.



Reading Scheme and Challenges



Hampton Junior School



Year 3 Reading Award – Bronze Challenge

Name: _____ Class: _____

In the space next to each item in the list, write the title of what you have read and any other important information e.g. the author's name, the poet's name, the name of the magazine etc.

You need to complete four out of the six challenges – the ones you choose to do are up to you!

Hand your completed form into your class teacher. You will then receive your Bronze award in your year group meeting.

BAND – Turquoise		
	Date Completed	Parent/Carer Initials
Fiction		
Harry the Clever Spider		
Going for a Drive		
Harry the Clever Spider at School		
Good Fun Farm		
The Stone Cutter		
Horses' Holiday		
Chewy Hughie		
The Bogyman		
Brown Bear and Wilbur Wolf		
The Big, Bad City		
Homes Sweet Homes		
Non-Fiction		
Fly Facts		
What's that Building?		
Going Fast		
Castles		
A Visit to the Farm		
How to Make Storybooks		
Africa's Big Three		
Skara Brae		
The Journey of Humpback Whales		
Landmarks of the World		
From Tree to Book		

5 FINGER RULE

How to choose a JUST RIGHT book!

1. Find a book you want to read
2. Open it up to any page
3. Read the page, and count the words you don't know on your fingers

0-1 TOO EASY

4 CHALLENGE

2-3 JUST RIGHT

5 TOO HARD

I have read a book by Dick King-Smith	
I have read a non-fiction book about a subject I am interested in	
I have read a book by Julia Donaldson	
I have read a book by an author of my choice	
I have read a poem by Valerie Bloom	
I have read a comic or a magazine	

Be ready to discuss with your teacher-

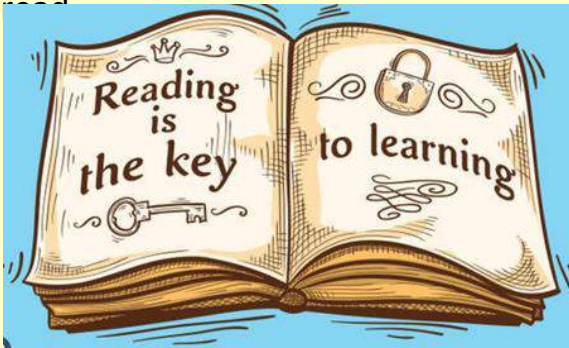
Which was your favourite text and why?



Supporting Your Child with Reading



<https://www.readingrockets.org/blog/shanahan-literacy/11-ways-parents-can-help-their-children-read>



The most important thing to remember when reading with your child at home is to encourage them to read out loud!

Reluctant readers? Try putting subtitles on when watching TV, audio books, taking them to a library to pursue books that interest them (comics, non-fiction, poetry) and reading books **to** your child.

It is also good to discuss the book with them.

What do they like about the book?


Who is their favourite character and why?

What do they think will happen next?


There are questions in the back of their home school diaries to support with this.





Reading with Children at HJS


 Discuss the front cover of the book. What is the title? What do you think this book might be about? If you've

already started reading it, tell me in 3 sentences what the book has been about so far.

Sit beside the child so you can both see the book. 

 The child holds the book and follows the text with their finger.

The child turns the pages of the book. 

 Stuck on a word? Adult says: "That wasn't quite right. Let's try and read it again." Child to attempt word again.

Still stuck? Adult says: "This is the word ..."



Uniform

Uniform

Please see the follow information which clearly outlines the school expectation regarding uniform and equipment that your child will need.



Uniform Requirements 2022




Equipment Requirements 2022



School Uniform	Where to buy
HJS badge white polo/white polo top	School Days/ High street stores
HJS badge red sweatshirt or cardigan	School Days
Black or dark grey knee length skirt, trousers, <u>long</u> shorts for summer (i.e formal/city shorts - no lycra cycling short or leggings)	High Street stores
Red check knee length dress for summer	High Street stores
Black, grey, white or red socks or tights	High Street stores
Black school shoes (<i>NO trainers, boots or plimsolls e.g. Vans</i>)	High Street stores
Plain coat	High Street stores
HJS badge red backpack or suitable school bag	School Days/High Street stores
Plain red or black sun cap	School Days/High Street stores

Equipment




Pencils



Rubber



Glue sticks



Ruler



Yellow and green highlighters



Purple pen



Sharpener



Whiteboard Pen (non-permanent)



Inkpot

Class essential items	Price
Rubber	35p
Pencil	25p
30cm Ruler	40p
Purple pen	50p
Handwriting pen	50p
Whiteboard pen	70p
Whiteboard rubber	80p
Yellow Highlighter	75p
Green Highlighter	75p
Sharpener	75p
Glue stick	1.70
Empty pencil case	1.35
Full set – Worth £8.80	



- Stationery shop run by UKS2 pupils
- Every Tuesday and Friday from 12.30pm in the school library
- Purchase any equipment needed

Healthy Lifestyle/PE kits

Games Kit	
HJS badge house athletics t-shirt	Bushy – <u>Green</u> Hampton – <u>Yellow</u> Thames – <u>Blue</u> Tudor – <u>Red</u>
Black Shorts	
HJS badge PE bag	
HJS Black Hoodie (or previous HJS tracksuit)	
Plain black tracksuit trousers or plain black leggings <i>(no fashion branding)</i>	
Trainers <i>(no fashion branding)</i>	

Important Note – please do not buy any fashion branded clothing for your child to wear in school e.g. Hollister, Abercrombie & Fitch, Jack Wills, Nike or football strips.

Your child will need to come into school wearing their full HJS PE kit on a **Monday** and **Wednesday**.

Playtime

10.30-10.50

Children can bring a fresh fruit/vegetable snack, named if possible! Or they will have an opportunity to buy fruit for 10p – 20p from the fruit stall run by older children at HJS.

Lunchtime

12.00-1.00

We have been going to the lunch hall early to help the children become confident with the new routine and to encourage independence.

- All children eating a hot meal are registered as they enter the lunch hall.
- All children need to bring a water bottle to school every day- this is the drink they have with their lunch.

Play and lunch are typically the times where children lose items e.g. lunchboxes, jumpers etc. Please ensure everything your child brings into school is named!

Mayor's Meal

This scheme (initially for a year) is continuing in September and all pupils in years 3-6 will be entitled to a free school meal. We understand that this will be popular choice for the children however, if you wish your child to have a packed lunch please let the admin team know. Similarly, if your child wishes to change from school meals to packed lunch, please inform the admin team so that the change can be made.



Communication



Sports Day

Sports Day 2023 will certainly be one to remember! What a fantastic day full of plenty of competition and determination with every student representing their respective house with such pride. Congratulations to everyone for taking part and putting in 100% effort. The winning house will be revealed soon!



HJS is an extremely busy school and therefore it is vital that we maintain excellent communication with our families. We do this using the following:

- Phone calls
- Arbor
- Emails
- The Buzz
- Facebook / YouTube
- Termly parent consultations
- Parent year group meetings
- Termly curriculum maps / newsletters
- Google Classroom
- Homeschool Diary
- Playground
- Parent Reps

Mental health and wellbeing at HJS

<https://www.annafreud.org/schools-and-colleges/resources/advice-for-parents-and-carers-talking-mental-health-with-young-people-at-primary-school/>

At Hampton Junior School, we understand that the emotional wellbeing of children is just as important as their physical health. Positive mental health allows children and young people to develop the resilience to cope with whatever life throws at them and grow into well-rounded, healthy adults.

- We are part of the 'Schools in Mind' Network run by the Anna Freud Centre for Children and families - This provides staff with training and resources to embed good mental health practices across the school community. It also provides excellent resources for parents.
- Many of our staff have undertaken 'Mental Health Champions' Foundation programme enabling them to better understand and support mental health and wellbeing.
- We have a school Counsellor who is able to work with children across the partnership in supporting their mental health and wellbeing. We also have a Parent Support Advisor. Her role is to support parents in understanding and engaging with children's learning and development.
- Through themed days and weeks such a 'World Mental Health Day', 'Healthy Mind, Healthy Body week' and 'Mental Health and Wellbeing week' and Nuffield Health workshops we regularly raise the profile of mental health and wellbeing. In addition, children are encouraged to participate in wellbeing activities including the junior jog.

How can you support your child with mental health and wellbeing?

Ask your child to show you the mindfulness and growth mindset strategies they have been using in the classroom and encourage them to use these strategies at times when they might be feeling uncomfortable or experiencing negative emotions.

Where can you get help if you are concerned about your child's mental health and wellbeing?

For information and advice on a range of mental health needs we can recommend the parent and carer's section on the website www.annafreud.org

What does the school do to keep children safe online?

- Children are exposed to online safety throughout lessons where chromebooks are used as well as through one explicitly taught online safety lesson each term.
- Internet safety week
- Regular CPD for staff
- Safe web filtering.

What should you be aware of?

- Age restrictions for apps such as TikTok and WhatsApp - both of these apps have a user age of at least 13.
- There are various online resources available to support both you and your child when they are online.



Thinkuknow.co.uk
Parentsprotect.co.uk
Commonsensemedia.org

Mobile phones at HJS

- From Year 5, children are able to bring a phone to school once a permission eform has been completed. **However, HPP are also supporting an initiative to help our parents who would like to delay giving their child a smartphone, to connect with each other.**

Evidence of the risks of childhood smartphone use includes:

- *Depression, feelings of aggression, suicidal thoughts and low self-confidence increase for every year younger a child is when given a smartphone*
- *27% of children see porn before age 11*
- *There's been a 1,058% increase since 2019 of webpages showing sexual abuse of 7-10 year olds, often recorded by the child in their own bedroom*
- *84% of bullying to children with smartphones happens online*
- *Habitual use of smartphones causes musculoskeletal problems*
- Alternative safer phones and products for contacting and tracking your children are recommended, such as smartwatches, brick phones and trackers (see www.delaysmartphones.org.uk/alternatives for info.)
- There is also a HJS parent WhatsApp group, connecting HJS parents who would like to delay, to reassure parents their child won't be 'left out' without a smartphone, and for sharing information about the other safer products available. You are welcome to join via this link:
- <https://chat.whatsapp.com/C6SqrQEvwDO7W4HyqKujTm>

Fixed Penalty Notices (FPNs)

Regular and punctual attendance at school is a legal requirement and essential for children and young people to maximise their educational opportunities. Since 2004, Local Authority officers, Headteachers and the Police have had the power to issue fixed penalty notices for unauthorised absences. Under section 444 of the 1996 Education Act, an offence occurs if a parent or carer fails to secure their child's attendance at the school where they are a registered pupil and the absence is not authorised by the school. A fixed penalty notice (FPN) can also be issued if a parent or carer fails to ensure their child is not present in a public place during the first 5 days of exclusion. Fixed penalty notices and other sanctions will be used only where parental cooperation in this process is either absent or deemed insufficient to resolve the presenting problem. Hampton Primary Partnership reserve the right to issue FPNs according to the 'Penalty Notices Practice Guidance for Schools' issued by AfC in 2014. **This process will come into force as of 1st January 2020.**

Further information and the policy will be emailed at to all parents in the next few weeks.