



Hampton Infant School and Nursery
Welcome Evening for Reception Parents/Carers
Wednesday 26th June 2024

“A partnership where every child has the opportunity to reach excellence.”



HPP Principles



Welcome from HPPA



**Welcome to HPP
Association
(formerly HISNA)**

The Reception Team

Mrs Liz Davies - Assistant Headteacher of EYFS

Class Teachers:

Mrs Lucy Connolly – RY

Miss Lucy Pearson - RP

Mrs Hannah Cranston and Becky James (Friday) – RC

Miss Claire Keith - RK

Ms Lisa Maxted - Inclusion Leader

Mrs Chloe Hughes - SEND Lead Teacher

Mrs Karen Finnegan - Parent Support Advisor



Transition



Transition... an ongoing journey rather than a destination.”

Early Years Matters 2015

Play Sessions for new children to HISN - Summer Term

You have already received the date for your child's stay and play session. This was sent out to you on the 16th May 2024. Please note these will be outside (weather dependant) and will end with a story. You are responsible for your child during this session.



Transition



July 2024 - Stay and Play sessions

Week Beginning 8th July (Monday to Thursday) 3:15 - 4:00pm

- Groups of 30 children with one parent or carer
- Opportunity to explore the Reception outside space and meet the Reception team
- The session will end with a story and a sticker
- You are responsible for your child during this session.



Transition



Autumn Term:

- Monday 2nd and Tuesday 3rd September - INSET days
- 4th - 6th September - Home visits – we are unable to change the date you are given for your home visit.
- **Wednesday 4th and Thursday 5th September: drop in sessions after school to visit the classroom and meet the teacher. 3.15pm - 3.45pm: please choose one session to come along to.**



Transition - week 1

Starting school:

Monday 9th September 2024 8.40am - 12pm	8.40am - 8.55am - Soft start: The first 10 children start school.
Tuesday 10th September 2024 8.40am - 12pm	8.40am - 8.55am - Soft start: The 10 children from Monday arrive. 8.40am - 10 new children join today.
Wednesday 11th September 2024 8.40am - 12pm	8.40am - 8.55am - Soft start: The 20 children from Monday and Tuesday arrive. 8.40am - 10 new children join today.
Thursday 12th September 2024 8.40am - 2.45pm	8.40am - 8.55am - Soft start: - All children to arrive with their packed lunch
Friday 13th September 2024 8.40am - 2.45pm	8.40am - 8.55am - Soft start: - All children to arrive with their packed lunch

Week 2 - packed lunches

Week beginning 16th September 2024	8.40am - 8.55am - soft start. Children to arrive at school by 8.55am 3pm - End of the day - collect from the playground
------------------------------------	--

Week 3 - school lunches

Week beginning 23rd September 2024	8.40am - 8.55am - soft start. Children to arrive at school by 8.55am 3pm - End of the day - collect from the playground
------------------------------------	--

Early Years Foundation Stage – A play based curriculum

“Let children be children. A skilled five year old grows from a busy four year old, a curious three year old, a cuddled two year old, an adventurous one year old and a communicative baby.”

‘Learning Together, Early Education’



*"play gives
CHILDREN A CHANCE
to practice what
THEY ARE LEARNING."
mr. rogers*



Baseline

Overview

- The reception baseline assessment (RBA) is a short, task-based assessment of your child's early literacy, communication, language and mathematics skills when they begin school. It is statutory for all schools from September 2021.
- The assessment can take place at any point in the first 6 weeks of your child starting reception. The assessment will form the start of a new measure of how schools are helping their pupils to progress between reception and year 6.
- Your child does not need to prepare. There is no pass mark or score and your child should not realise they're doing an assessment.



Starting School – preparation

Preparation is key...

- Attend any play sessions or transition events so your child feels comfortable in their new school environment.
- Use the time in school to explore the new setting together – this can provide lots of opportunities for talk over the summer.
- Make a list of all the fun things you'd like to do over the summer before school starts.
- Go together to buy the school uniform and get your child to try on their school uniform and practise getting ready for school.
- Promote independence at home.
- Toileting and self-care skills.



Learning starts at home...



There will be a curriculum evening in September where we will talk in more detail about the learning your child will be doing in Reception. Here are some activities you can try with your child between now and September...

- Talk, talk and talk. Ask your child questions when you are out and about. What can they see? Hear? Smell? What is the smallest/biggest thing they can see? Encourage curiosity.
- Go to the park, walk in the woods, play in the back garden – explore different textures, smells and sights.
- Snuggle up and share as many books with your child as you can – we want them to have a love of reading and to understand how to talk about stories. Join the local library and go along to story sessions – this will help your child get used to sitting with others and listening to an adult for 5 – 10 minutes.
- Listen to music and recite nursery rhymes – this will help your child to develop their listening skills and also their ability to hear rhyming words (links to reading and writing).
- Get messy! This could be anything from mud pies in the garden, baking cupcakes or splashing through puddles. Your child will be learning outside for part of everyday and will be encouraged to explore the space using their senses.


Reading books

- Daily phonics lesson using SoundsWrite
- Start assessing the children in the first few weeks
- Books are sent home in the first half term along with a reading diary
- Decodable reading book
- Please sign the diary every day and write a comment
- The class teacher will listen to your child read once a week
- Borrow a book - picture book to share at home together

Class Pet Diaries


- Each class has 2 class pets
- Every week, 2 children from each class will take a pet and the diary home
- Please read the story with your child and the class teddy and fill in a book review
- You can add a photo to tapestry if you would like to - no pressure!

Name: _____ Book title: _____



Tell us what you thought of our book choice...

Draw a picture of your favourite part of the book. Can you write about your picture or ask a grown up to help?



Colour in the stars to show how much you enjoyed your book.
1 star means not very much.
5 stars means you loved it!

What was your favourite part of the story?

Communication

Tapestry



Wow moments



The Buzz - weekly



Message From The Head of School

Collection arrangements



Arbor



Arbor

Curriculum news

Be the best you can be!

Our vision is to...
Be kind to others...
Be a good listener...
Be respectful towards yourself, others and the school environment...
Be neat, working and challenge yourself...
Be responsive...

Key Information

- Your child may come into school from 8.30am every day. They need to be in school by 8.55am. If your child arrives late they will need to go to the office to collect a lost card...
- Please arrive at school by 8.30am every day.
- Including coats and shoes.
- Please send your child to school with their lunch bag every day. It can help your child to identify their lunch bag parcel if there is some for them on the table.
- Please send your child in with a named water bottle every day. Please to bottles with water rather than juice.
- Recipients and are currently the same as last year. Please send in any children's items, clothes and things that they can use in the classroom. Please make sure you have a receipt for anything that is sent.

Hampton Infant School & Nursery
Reception Autumn Term 2022

Key Reception Information

In Reception we truly believe that every child learns best through child-led play. Through play, children develop their social skills, language and literacy skills, problem-solving skills, confidence and resilience. We follow a play-based curriculum that allows us to follow the children's lead and respond to their interests and learning goals. The children gain independence and confidence and their resilience is nurtured at all times.

We have a range of books that are chosen throughout the Autumn term to support us during our learning. In Autumn 1 we focus on ourselves, our family and our emotions. In Autumn 2 we have a range of books that are chosen throughout the Autumn term to support us during our learning.

The Reception children have access to the garden area at all times, when the weather is suitable. This area is used for the children to explore their learning and to play. Please ensure that the children are supervised at all times. This is part of their safety and development and the rules will remain in place as they get older.

Notes and Events

- Week beginning 21st November: STIRKS week including a letter-writing activity.
- We will be planning lots of activities for parents over the next term. Please look out for the date in the Reception newsletter.
- Our FE day is a Wednesday - your child can come in wearing their FE kit on this day.

Welcome message

We are very proud of the choices for our children in the school year. We have been enjoying getting to know everyone and teaching the children how to care for the environment and making friends. We have been enjoying lots of games and our heart's desire is to provide our children with the best possible start to their school life. We thank you for all our support and patience with the transition period and ensuring every child has a happy start to school.

Uniform

At HISN we have high expectations for our appearance and take pride in our school uniform. We believe it builds a sense of belonging to our school and we are extremely proud of the image portrayed by children wearing our school uniform in the local community.

Children are not allowed to wear jewellery such as necklaces or bracelets (unless required for medical or religious reasons) but can wear a single pair of simple stud earrings which must be removed at home before PE/Games lessons.

Long hair should be tied back at all times whilst at school and for PE/Games.

- ❑ Headbands must be plain and simple without excessive decoration.
- ❑ Bows worn in the hair should be small and either green, red or black.
- ❑ Religious headdress for religious observance including Hijab, Patka and Kippah should be either green, red or black.
- ❑ Nail varnish and temporary tattoos are not permitted in school.
- ❑ Black shoes should be worn during the school day.
- ❑ Open toed shoes/sandals are NOT acceptable due to health and safety considerations.



Uniform

The children are required to wear the following uniform:

Uniform	Where to buy
Long grey trousers (short grey trousers in Summer) Grey or black jogging bottoms for nursery children	School Days/High Street Stores
Grey skirt or pinafore	School Days/High Street Stores
School polo shirt or plain Red polo shirt	School Days/High Street Stores
School Jade cardigan or sweatshirt	School Days
Green and white checked summer dress	School Days/High Street stores



Socks - grey or white	High Street stores
Grey or red tights	High Street stores
HISN reversible jackets can be worn instead of coats (Please note this is optional)	School Days
School cap to be worn in the Summer (this is optional) Other plain caps without logos are permitted (red, green, white or black)	School Days/High Street stores
Black shoes	High Street stores
HISN Book bag	School Days

Uniform at Hampton Infants...

- ❑ They will get dirty and wet!
- ❑ Sensible school shoes, which allows your child to be independent at school – a special request - velcro fasteners not laces!
- ❑ Appropriate outerwear
- ❑ PE kit - joggers or leggings with a t shirt with the school logo
- ❑ Name everything!
- ❑ Book bag with one key ring only please and no hand sanitizer gel



SORRY
about the
MESS
but we are
LEARNING
here.




Lunch and Snack

- ❑ Packed lunches for the first two weeks - no fizzy drinks, chocolate or sweets please!
- ❑ Hot dinners - all children have universal free school meals. Menu is emailed to parents when it's changed. Structure - same tables, calm environment, adults on hand to support, 3 options to choose plus pudding.
- ❑ Nut Aware school - no nutella sandwiches or croissants with this filling please.



Sign up with CoolMilk directly. Fruit provided free every day.



Drop off and pick up

Drop off:

Entry via Priory Road

Exit via Ripley Road

Pick up: Either gate.



Our playground is a 'no phone zone' to safeguard our children.

It is important that every child is greeted with a smile and a conversation.

If you are on your phone a member of staff will ask you politely to put it away.



School Streets: Ripley Road off limits from:
8:30am - 9am
2:45pm - 3:15pm

Starting Reception – a quick goodbye...

- ❑ On the way to school, talk to your child about all the exciting learning they will be doing.. 'I wonder if the dinosaurs will be out today.' , 'Miss Keith may have made some glittery play dough', 'I wish I could play in the mud kitchen outside!'
- ❑ Remind them of the friends they will be seeing.
- ❑ When it is time to drop them off, say goodbye, tell them you have to go but you love them (give them a hug/kiss/high 5).
- ❑ Drop off with a smile (even if you are struggling to fight back the tears). Assure them that they will have fun at school, learning new things. If you look scared or anxious it will make them feel unsure about the situation – be the best actor you can be!
- ❑ If your child is upset, it is helpful to remind them of what they will do after school – going to the park, off to the high street, Nanny and Grandad picking up. Saying this in front of the teacher/teaching assistant will also help them to talk to your child about what they have to look forward to, 'I heard you are going to the park after school. I love the swings, what is your favourite thing at the park?' This helps to distract your child and gives them something exciting to focus on.



Starting Reception – a quick goodbye...

A typical day in Reception

https://drive.google.com/file/d/1mLyBpsEThnmxlZfpbhm2a1rmpToCKTPw/view?usp=drive_link

The Pupil Premium Grant

- ❑ The Pupil Premium Grant is funding to improve educational outcomes for disadvantaged pupils in state funded schools in England.
- ❑ Eligibility for PPG may give your child access to a free extracurricular club place, free places in holiday camps, supermarket vouchers in holiday periods and lots more.
- ❑ Lots of families are unaware that their child may be entitled so the school may lose out on funding which could be used to provide extra support and resources.
- ❑ We run the check on your behalf when you provide your NI number and date of birth as part of the registration process.

Any questions?



"My Promise To You"

I promise you every day your
child will learn something.

Some days they will bring it
home in their hands.

Some days they will bring it
home in their heads,

and some days they will bring it
home in their hearts.

-Valerie Welk

